


Nimbus Granite



Tile Sizes

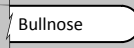


400x400x20mm



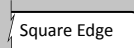
600x400x20mm

Coping Profiles



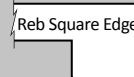
Bullnose

400x240x20mm
400x400x20mm
600x400x20mm



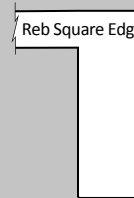
Square Edge

400x400x20mm



Reb Square Edge

400x400x40/20mm
600x400x40/20mm



Reb Square Edge

400x400x100/20mm

We recommend sealing of all natural stone products.



Nimbus Granite

Description

Nimbus Granite is a compelling and captivating mid-grey stone layered with dark grey waves. This durable, non-slip natural stone conjures images of dark stormy clouds annexing the sky. Imposing and thrilling, a high impact feature stone.

Why choose Nimbus Granite?

Nimbus Granite is a superb dense and durable stone with a very high slip resistance. It is accurately sized, cuts well and is easy to lay. Remember dark colours retain more heat - so we would suggest not using this product in a continuous full sun position in the northern half of the country. The tiles contain a small amount of mica which sparkles in the sun. The variation between tiles offer another option for those seeking a natural stone with interest and pattern. Some pieces of Nimbus Granite will have subtle waving and some pieces will contain stronger layers of waving.

Finish

Flamed

Maintenance

Minimal. Seal with penetrating sealer to make cleaning easier.

Slip Rating (Wet Pendulum)

This tile has a P5 slip rating in the (V) pendulum classification which is the highest wet pendulum rating available under the current standards. (For pool surrounds, a minimum of P4 is required.)