


Dune Limestone



Tile Sizes

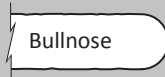


400x400x20mm



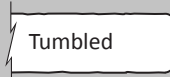
600x400x30mm

Coping Profiles



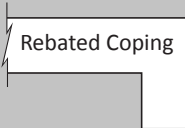
Bullnose

400x400x20mm



Tumbled

400x400x20mm



Rebated Coping

600x400x60/30mm

We recommend sealing of all natural stone products.



Dune Limestone

Description

Dune Limestone is so pretty it hurts! Pinky brown hues, smooth and cool and dappled with delightful and elegant shells. Like dancing in a chiffon dress invoking the glamour and charm of yesteryear.

Why choose Dune Limestone?

Dune delivers a luxurious tone and finish with natural variation from tile to tile. The classic brown or taupe colours are popular with current colour trends. After further weathering, it is not unusual for some of the shells to break away from the main tile leaving behind a small pit where the shell was. These add character to your paving and are not considered a fault. Being a limestone tile you will also see veins which are also an inherent property of this natural stone tile. Natural colour and texture variations hide marks like dirt and leaves. It is cool underfoot and offers moderate slip resistance. It is accurately sized and is easy to lay. Tumbled Limestone has natural holes in the surface adding texture to the finish.

Finish

Tumbled

Maintenance

Requires sealing with a penetrating sealer to make cleaning easier. Use a pH neutral cleaner such as detergent and avoid acids in cleaning. When choosing a natural stone coping around your pool, it is imperative to keep your water level at least 75mm from the bottom of the coping edge. This is especially true if you have a salt water pool! If the water is too close to your natural stone, the salt can be drawn up by the sun through the stone causing salt attack. If you don't have an overflow valve/pipe you need to reduce your water levels manually. In addition to the correct water levels being adhered to, coping pieces should be sealed, within a few weeks of the pool being filled with water, using a 'consolidating sealer' and then a 'penetrating sealer', as per professional advice and manufacturer recommendations.

Slip Rating (Wet Pendulum)

P4 Slip Rating. A P5 (V) pendulum classification, (AS 4586) "New surfaces" is the highest wet pendulum classification available under the current standards. For pool surrounds, a minimum of P4 is required.

For pool surrounds, a minimum of P4 is required.



Brisbane HQ/Showroom: 7 Westringia Road, Brisbane Airport QLD 4008

P: (07) 3854 0462 | E: info@pooltile.com.au

Melbourne Showroom: 79 Bazalgette Crescent, Dandenong South VIC 3175

P: 03 9798 2631 | E: melbourneshowroom@pooltile.com.au